

# The Crossover Has Landed

The Vista RV Crossover is a new and innovative caravan/camper that ticks a lot of boxes

WORDS AND PHOTOGRAPHY BY GIL SCHOTT







Storage areas at rear



Slide-out cutlery drawer in the kitchen



Electronics control centre

One of the new kids on the block in caravan land is Vista RV's Crossover. It's part caravan, part camper, genuinely off-road capable and very interesting indeed.

The Crossover is designed to handle those 'Tracks, Vehicular, Earth' you'll see in the legend of a topographic map – the fine lines that denote tracks (not roads) that always seem to lead into the best fishing, fossicking or camping spots.



## ON THE OUTSIDE

The Vista RV Crossover is a spectacular-looking little rig, rather like a spacecraft. Neil Armstrong would look at home stepping out of this thing. It's a sort of bubble shape at the front, smooth and aerodynamic, with big flanking windows and a low profile.

The Crossover is built on a galvanised chassis with a hybrid independent suspension with asymmetric lateral links located by two longitudinal control arms, with coil springs and shock absorbers.

The body is constructed from a combination of materials. The roof panels and pop top are fibreglass, with side walls of vacuum-pressed composite panels of ply with a fibreglass external sheeting. The lower front and the rear section are powdercoated sheet metal.

The A-frame carries an AT 35 coupling forward of a generator box, with a shallow storage box for hoses and the like beneath a fibreglass lid. The spare wheel sits in a bracket behind this box, while on either side are angled sheetmetal brackets carrying jerry cans, with gas bottles installed behind.



Wardrobe at rear

At first look the spare looks hard to access, but in truth it's a simple matter of unclipping the forward gas/jerry can brackets and swinging them out of the way, undoing three bolts on the forward gennie box, which also pivots out of the way. Pretty easy in fact, and quite clever.

On the kerb side is a slide-out kitchen. A wide and spacious bench top slides out, with a two-burner gas cooktop protected by a fold-up splashback/wind shield. A further slide-out brings the sink into play. A cutlery drawer slides out from the rear of the kitchen. There is a stack of room in this area for food preparation and it's easy wipe clean stainless steel.

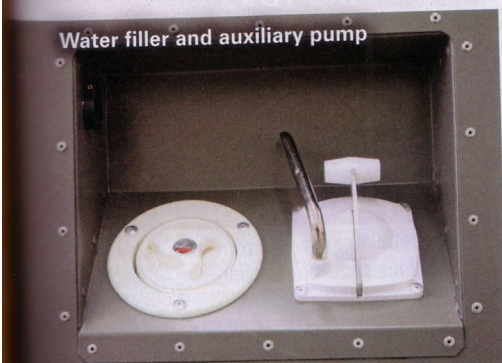
An awning is fitted above the kitchen area and the entry door, which is positively sealed with a soft rubber seal to keep dust out of the cabin. A water tank filler and auxiliary pump are fitted towards the rear.

Across the rear is a fold-down bench with a battery hatch alongside, and a fold-up solar panel above. A rear shower/toilet is an option. On the driver's side is another storage hatch, with a two-jerry can mounting forward of that, and an access hatch to a large storage area forward, under the bed.





Roomy slide-out kitchen



Water filler and auxiliary pump



Rear bench with fridge under

The pop-top is a simple to operate set-up, with two easy to reach clips locking it down.

The sheetmetal panels on the Crossover are all laser-cut and fixed with weight rated aircraft-style rivets. Everything is built to fine tolerances. It's almost like a meccano set, but with rivets instead of nuts and bolts.


Gas storage consists of two 4.5kg bottles, with 70L of water. Power is supplied by a house battery and rear-mounted solar system.

There are loads of innovative tricks built into the Crossover. It's a very clever and solidly built rig.



AT 35 off road coupling

Fold-out jerry can holder



Battery storage locker at rear




Side jerry can mounting





## CARAVAN REVIEW VISTA RV CROSSOVER



### ON THE INSIDE

The Crossover is compact inside, as you'd expect, so how do they fit a queen-sized bed in there? Easy. The general internal layout is a storage area and bench across the rear, dinette in the centre and bed up forward.

The rear storage area comprises an extensive bench with a recessed sink and veggie hatch, above a set of storage cabinets, with a Waeco fridge. Right by the door is the electronics control centre inside a cupboard. Opposite the door is a wardrobe, with stereo controls alongside.

The lounge dinette is positioned above the axles, with two side lounge benches alongside a height-adjustable table. There is storage under both benches and cabin lights above.

The bed is folded into the forward section, and setting up is simple. The dinette table folds down with a cushion placed on top. The mattress then flips out to cover the lounge/dinette and hey presto! A queen-sized bed. The big windows allow in plenty of light and air, and the mattress really is comfortable.

### WRAP-UP

The Vista RV Crossover is a very innovative, clever and comfortable little rig. The build quality looks to me to be very good indeed, and its dimensions allow it to follow your 4WD into out of the way places where all the fun is.

The Crossover is a very good caravan/camper indeed. ■



### RATINGS

ON THE OUTSIDE:	8.5/10
ON THE INSIDE:	7.5/10
IN THE KITCHEN:	8/10
AT THE DINETTE:	7.5/10
IN THE BEDROOM:	7.5/10

### FACT FILE

MANUFACTURER:	Vista RV
MODEL:	Crossover
BODY LENGTH:	4.9m (16ft 1in)
WIDTH:	1.9m (6ft 3in)
TARE WEIGHT:	1100kg
PRICE AS TESTED:	\$50,000

### THANKS TO

Eric, Louis and the crew at Vista RV  
4/23 Jersey Road, Bayswater VIC 3153  
Ph: (03) 9729 1234 Fax: (03) 9720 9200  
E: enquiries@vistarv.com.au  
www.vistarv.com.au

### KEY FEATURES

1. Outstanding innovation
2. Spacious slide-out kitchen
3. Clever bed arrangement
4. Excellent storage systems
5. Off-road capability

### KEY

1. Fold-out bed
2. Table
3. Seating
4. Kitchen
5. Fridge
6. Storage

